

LEADING THE FIELD

Zilco Driving Harness continues to be the choice of serious competitors worldwide.

Zilco is a highly respected brand at the highest level of competition in Europe, North America, Australia and New Zealand. We remain at the forefront of design and development and continue to offer innovative technology and extensive options.

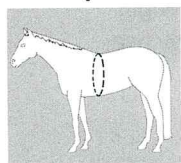
View our full range online or download the full harness catalogue at our dedicated harness website: www.zilcoharness.com



Choosing a Size: all sizes have generous adjustment

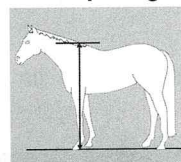
Choosing which size harness need not be complicated. Compare the height guide with the girth circumference guide to see which size offers you the best range of adjustment. Please note that **girth circumference is a more accurate gauge than height**, because body size is always in proportion to this measurement.

Sizes By Girth Circumference



	ZGB & ELITE	CLASSIC / BRUN/ WEBZ	SL	TEDEX
Miniature			45-60" / 114-150cm	
Donkey				58-65" / 147-167cm
Shetland			43-67" / 110-170cm	50-58" / 127-147cm
Pony		55-71" / 140-180cm	(Small pony) 49-59" / 124-150cm	58-65" / 147-167cm
Cob	61-77" / 156-196cm	61-77" / 156-196cm		65-70" / 167-177cm
Full Size	69-85" / 176-216cm	69-85" / 176-216cm		71-78" / 180-198cm

Sizes By Height

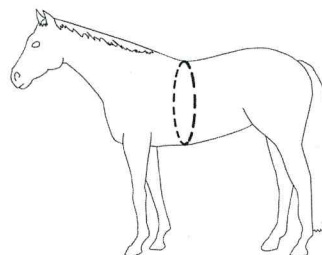


	ZGB & ELITE	CLASSIC / BRUN/ WEBZ	SL	TEDEX
Miniature	-	-	Up to 10hh / 101cm	
Donkey	-	-	-	Up to 13hh / 132cm
Shetland	-	-	Up to 12hh / 120cm	Up to 11hh / 112cm
Pony	-	Up to 13.2hh / 137cm	(Small pony) 10-12hh / 101-122cm	Up to 13hh / 132cm
Cob	Up to 15hh / 152cm	Up to 15hh / 152cm	-	Up to 14.2hh / 147cm
Full Size	Up to 16.2hh / 167cm	Up to 16.2hh / 167cm	-	Up to 16hh / 162cm

Measuring for the Best Harness Saddle Size

Measure the girth circumference of your horse. You can then use the following guide to determine the correct saddle and girth combination that will give you an optimum fit. Saddles are made to the following size specifications:-

Saddle Size	Shortest Fitting	Middle Fitting	Longest Fitting
Mini Treeless	80cm (31 1/2")	97cm (38")	114cm (45")
Mini Deluxe	77cm (30 1/8")	96cm (37 3/4")	114cm (45")
Shetland Treeless	75cm (29 1/2")	105cm (52")	135cm (53")
Shetland Deluxe	85cm (33 1/2")	105cm (41 1/8")	125cm (49 1/4")
Small Pony (SL only)	86cm (34")	109cm (43")	135cm (53")
Pony	100cm (39 1/8")	120cm (47 1/4")	140cm (55")
Cob	105cm (41 1/8")	125cm (49 1/4")	145cm (57")
Full	115cm (45 1/4")	135cm (53")	155cm (61")
Extra Full	125cm (49 1/4")	145cm (57")	165cm (65 1/8")



EXAMPLE:

Pony with a girth circumference of 162cm.

Pony saddle middle holes (120cm) plus length of pony girth 40cm = 162cm

In this instance, a pony sized saddle with pony sized girth will give the perfect fit with plenty of adjustment if it gains or loses weight.

EXAMPLE:

Horse with a girth circumference of 188cm.

Full Size saddle shortest fitting (115cm) plus length of Full Size girth (61cm) = 176cm

Full Size saddle middle holes (135cm) plus length of Full Size girth (61cm) = 196cm

Full Size saddle longest fitting (155cm) plus length of Full Size girth (61cm) = 216cm

In this instance, a full size saddle and girth would be OK, as the horse's girth circumference measurement falls comfortably within the adjustment range.

